

WARNING: PLEASE READ BEFORE USING THIS PRODUCT.

1. Serious injury or death can result if the Metro Walker is not used in the intended manner. Stander, Inc. is committed to providing safe products and informing the user of ways to prevent accidents.

SAFETY PRECAUTIONS:

- ✓ Regularly check the walker to make sure there are no broken or loose parts.
 - ✓ When traveling, make sure walker is not subject to being thrown or dropped. This could result in broken components which will make the product unsafe.
 - ✓ Individuals should not use this product if they are in a high risk condition. High risk users include those who are not mentally coherent (including those individuals under medication), users who exceed weight limit conditions, or any condition that impair their ability to use the walker.
 - ✓ If you have any concerns or questions regarding these precautions, please contact Stander at 1-800-506-9901.
2. If you are suffering from an ailment or injury or are taking medications that affect your balance or ability to stand or sit down, you should first consult with a physician before using this product. If the product is not used properly, serious injury or harm could result.
 3. The product was not intended to carry the full weight of an individual. This product is only intended to provide balance and support while walking, sitting, and standing.
 4. Children should not be allowed to hang on or play with the product.
 5. **DISCLAIMER:** Neither Stander, Inc. nor the manufacture is liable for any harm or injury that may result or has resulted from the improper use or assembly of the product.

LIMITED WARRANTY

Congratulations on your purchase of your Able Life brand product by Stander, Inc. We hope that it will ease your daily living. Please read the following warranty statement for your protection.

Stander, Inc. warrants to the original purchaser that this product will be free from defects in material and/or workmanship for 1 year from the date of purchase. During the warranty period, Stander, Inc. will correct any defects in material or workmanship, at no charge. The original purchaser, however, must prepay shipping cost. Any replacement parts will be new and are warranted for the remainder of the original warranty or thirty (30) days from the date of shipment, whichever is longer. The original purchaser must notify Stander, Inc. during the warranty period in writing of the defect in workmanship or material. This warranty is not transferable and covers only normal use. **NO SHIPPING CHARGES ARE REFUNDABLE.**

THE WARRANTY DOES NOT COVER THE FOLLOWING:

- Damage during shipment other than original shipment to retailer.
- Damage caused by unauthorized attachments, alterations, or modifications.
- Damage caused by the use of the product for purposes other than those for which the product was designed or intended.
- Damage caused by any other abuse, misuse, mishandling or misapplication.

Under no circumstances shall Stander, Inc. be liable for any special, incidental, or consequential damages based upon breach of this limited warranty, breach of contract, or strict liability.

THERE ARE NO WARRANTIES WHICH EXTEND BEYOND THE DESCRIPTION ON THE FACE HEREOF. ALL OTHER WARRANTIES, EXPRESS OR IMPLIED (INCLUDING ALL IMPLIED WARRANTIES OF MERCHANTABILITY OR FITNESS FOR A PARTICULAR PURPOSE), ARE HEREBY DISCLAIMED.

Some states do not allow limitations on how long an implied warranty lasts, so the above limitation may not apply to you. This warranty gives you specific legal right, and you may also have other rights, which vary from state to state.

To obtain service under this warranty, you can reach Stander Inc. at 2455 S. 1350 W. Nibley, Utah 84321 or call 1-800-506-9901. Visit our website at www.ablelifesolutions.com to view our other products.

Please read Safety Precautions and Instructions before using this product.

OPENING THE WALKER

MAINTENANCE: The walker has lubricant applied on the plastic joints that slide along aluminum tubing. This lubricant will eventually dry out and make the walker more difficult to open and close. When this occurs, the recommended lubricant to spray between the plastic joints and the aluminum tubes is WD-40 (see www.wd40.com). This can be obtained from stores such as Lowe's, True Value Hardware, Rite Aid, Office Depot, Home Depot, Target, Fred Myer, Napa, and Walgreens.

As shown in Figure 1, pull the handles as far apart from each other as possible.

As shown in Figure 2, push the Locking Pad down to lock walker into open position.

NOTE: DO NOT SIT ON, OR PUT MORE THAN 5-LBS OF DOWNWARD WEIGHT ON THE LOCKING PAD.

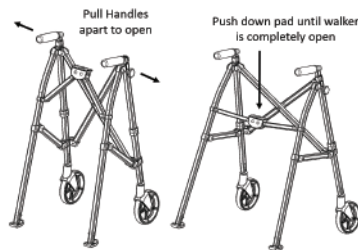


Figure 1

Figure 2

CLOSING THE WALKER

As shown in Figure 3, pull up on the Pad to initiate closing the walker. As shown in Figure 4, push Handles together to close the walker.

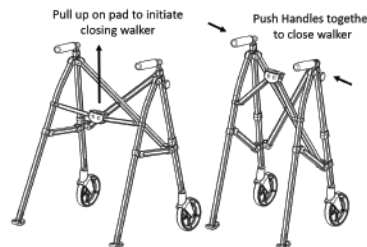


Figure 3

Figure 4

HEIGHT ADJUSTMENT

As shown in Figure 5, remove Knob and Bolt from the front leg tube.

Position the Handle up or down to the desired height.

Align a hole in the handle tube with the hole in the Front leg tube, reinsert the bolt and tighten Knob as shown in Figure 5.

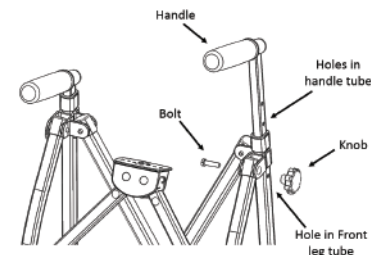


Figure 5

SKID REPLACEMENT

Remove existing Bolts using the included Allen Head Wrench.

Pull off the Old Skid and remove the existing Nuts from the Old Skid.

Reinsert the existing Nuts into the New Skid.

Slide the New Skid into the walker leg and reinsert the existing Bolts. Tighten the existing Bolts with the included Allen Head Wrench.

Figure 6